



Accessories

High Pressure Adaptors and Couplings

(Up to 66,000 PSI / 4552 BAR)

Adaptors and Coupling

High Pressure Technology Group provide an extensive range of accessories that enable you to completely hook up your system with ease.

Specifications

- End connections Types Include:
 - o BSP, JIC, NPT
 - o Type M Hose
 - o Medium Pressure Cone & Thread
 - o High Pressure Cone & Thread
- Pressure rating: Up to 66,000 psi
- Body Material: SS316 cold worked

Features & Benefits

- A complete range of adapters and couplings are available for all of the tubing connection sizes.
- Safety weep holes standard on all medium and high pressure adapters and couplings.
- All medium pressure and high pressure adapters come complete with glands and collars.
- Anti-vibration connection components available.
- Complete material traceability on all components.
- Prototype and design assistance available for special applications.
- Can be manufactured to meet NACE MR0175 standard.
- Other materials available on request.
- Maximum working pressure is determined by the end connection with the lowest pressure rating.

Accessories

High Pressure Adaptors and Couplings (Up to 66,000 PSI / 4552 BAR)

Female to Female Couplings



High Pressure (HP) Female

Conn. Type	Pressure (PSI)	High Pressure (HP) Female		
		1/4" HP.F	3/8" HP.F	9/16" HP.F
1/4" HP.F	66,000	66CU4HF	66CU4HF6HF	66CU4HF9HF
3/8" HP.F	66,000	66CU4HF6HF	66CU6HF	66CU6HF9HF
9/16" HP.F	66,000	66CU4HF9HF	66CU6HF9HF	66CU9HF



Med. Pressure (MP) Female

Conn. Type	Pressure (PSI)	High Pressure (HP) Female		
		1/4" HP.F	3/8" HP.F	9/16" HP.F
1/4" MP.F	23,000	23CU4MF4HF	23CU4MF6HF	23CU4MF9HF
3/8" MP.F	23,000	23CU6MF4HF	23CU6MF6HF	23CU6MF9HF
9/16" MP.F	23,000	23CU9MF4HF	23CU9MF6HF	23CU9MF9HF
3/4" MP.F	20,000	20CU12MF4HF	20CU12MF6HF	20CU12MF9HF
1" MP.F	20,000	20CU16MF4HF	20CU16MF6HF	20CU16MF9HF



NPT Female


Conn. Type	Pressure (Psi)	High Pressure (HP) Female		
		1/4" HP.F	3/8" HP.F	9/16" HP.F
1/8" NPT.F	15,000	15CU2NF4HF	15CU2NF6HF	15CU2NF9HF
1/4" NPT.F	15,000	15CU4NF4HF	15CU4NF6HF	15CU4NF9HF
3/8" NPT.F	15,000	15CU6NF4HF	15CU6NF6HF	15CU6NF9HF
1/2" NPT.F	15,000	15CU8NF4HF	15CU8NF6HF	15CU8NF9HF
3/4" NPT.F	10,000	10CU12NF4HF	10CU12NF6HF	10CU12NF9HF
1" NPT.F	10,000	10CU16NF4HF	10CU16NF6HF	10CU16NF9HF

High Pressure Adaptors and Couplings (Up to 66,000 PSI / 4554 BAR)

Female to Female Couplings



Med. Pressure (MP) Female		Medium Pressure (MP) Female				
Conn. Type	Pressure (PSI)	1/4" MP.F	3/8" MP.F	9/16" MP.F	3/4" MP.F	1" MP.F
1/4" MP.F	23,000	23CU4MF	23CU4MF6MF	23CU4MF9MF	23CU4MF12MF	23CU4MF16MF
3/8" MP.F	23,000	23CU4MF6MF	23CU6MF	23CU6MF9MF	23CU6MF12MF	23CU6MF16MF
9/16" MP.F	23,000	23CU4MF9MF	23CU6MF9MF	23CU9MF	23CU9MF12MF	23CU9MF16MF
3/4" MP.F	20,000	20CU4MF12MF	20CU6MF12MF	20CU9MF12MF	203CU12MF	20CU12MF16MF
1" MP.F	20,000	20CU4MF16MF	20CU6MF16MF	20CU9MF16MF	20CU12MF16MF	20CU16MF




NPT Female		Medium Pressure (MP) Female				
Conn. Type	Pressure (PSI)	1/4" MP.F	3/8" MP.F	9/16" MP.F	3/4" MP.F	1" MP.F
1/8" NPT.F	15,000	15CU2NF4MF	15CU2NF6MF	15CU2NF9MF	15CU2NF12MF	15CU2NF16MF
1/4" NPT.F	15,000	15CU4NF4MF	15CU4NF6MF	15CU4NF9MF	15CU4NF12MF	15CU4NF16MF
3/8" NPT.F	15,000	15CU6NF4MF	15CU6NF6MF	15CU6NF9MF	15CU6NF12MF	15CU6NF16MF
1/2" NPT.F	15,000	15CU8NF4MF	15CU8NF6MF	15CU8NF9MF	15CU8NF12MF	15CU8NF16MF
3/4" NPT.F	10,000	10CU12NF4MF	10CU12NF6MF	10CU12NF9MF	10CU12NF12MF	10CU12NF16MF
1" NPT.F	10,000	10CU16NF4MF	10CU16NF6MF	10CU16NF9MF	10CU16NF12MF	10CU16NF16MF



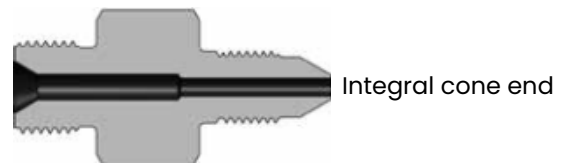
NPT Female		NPT Female					
Conn. Type	Pressure (PSI)	1/8" NPT.F	1/4" NPT.F	3/8" NPT.F	1/2" NPT.F	3/4" NPT.F	1" NPT.F
1/8" NPT.F	15,000	15CU2NF	15CU2NF4NF	15CU2NF6NF	15CU2NF8NF		
	10,000					10CU2NF12NF	10CU2NF16NF
1/4" NPT.F	15,000	15CU2NF4NF	15CU4NF	15CU4NF6NF	15CU4NF8NF		
	10,000					10CU4NF12NF	10CU4NF16NF
3/8" NPT.F	15,000	15CU2NF6NF	15CU4NF6NF	15CU6NF	15CU6NF8NF		
	10,000					10CU6NF12NF	10CU6NF16NF
1/2" NPT.F	15,000	15CU2NF8NF	15CU4NF8NF	15CU6NF8NF	15CU8NF		
	10,000					10CU8NF12NF	10CU8NF16NF
3/4" NPT.F	10,000	10CU2NF12NF	10CU4NF12NF	10CU6NF12NF	10CU8NF12NF	10CU12NF	10CU12NF16NF
	10,000	10CU2NF16NF	10CU4NF16NF	10CU6NF16NF	10CU8NF16NF	10CU12NF16NF	10CU16NF

High Pressure Adaptors and Couplings (Up to 66,000 PSI / 4554 BAR)

Male to Male Adaptors



Two-piece Design



One-piece Design

Please note that all fittings are quoted base on one-piece design unless special request.



High Pressure (HP) Male		High Pressure (HP) Male		
Conn. Type	Pressure (PSI)	1/4" HP.M	3/8" HP.M	9/16" HP.M
1/4" HP.M	66,000	66AD4HM	66AD4HM6HM	66AD4HM9HM
3/8" HP.M	66,000	66AD4HM6HM	66AD6HM	66AD6HM9HM
9/16" HP.M	66,000	66AD4HM9HM	66AD6HM9HM	66AD9HM



Type M (Hose) Male		High Pressure (HP) Male		
Conn. Type	Pressure (PSI)	1/4" HP.M	3/8" HP.M	9/16" HP.M
9HA	43,000	43AD9HA4HM	43AD9HA6HM	43AD9HA9HM
12HA	37,000	37AD12HA4HM	37AD12HA6HM	37AD12HA9HM
16HA	26,000		26AD16HA6HM	26AD16HA9HM
21HA	23,000			23AD21HA9HM



Medium Pressure (MP) Male		Medium Pressure (MP) Male		
Conn. Type	Pressure (Psi)	1/4" MP.M	3/8" MP.M	9/16" MP.M
1/4" MP.M	23,000	23AD4MM4HM	23AD4MM6HM	23AD4MM9HM
3/8" MP.M	23,000	23AD6MM4HM	23AD6MM6HM	23AD6MM9HM
9/16" MP.M	23,000	23AD9MM4HM	23AD9MM6HM	23AD9MM9HM
3/4" MP.M	20,000	20AD12MM4HM	20AD12MM6HM	20AD12MM9HM
1" MP.M	20,000	20AD16MM4HM	20AD16MM6HM	20AD16MM9HM

High Pressure Adaptors and Couplings (Up to 66,000 PSI / 4554 BAR)


Male to Male Adapters



JIC Male		High Pressure (HP) Male		
Conn. Type	Pressure (PSI)	1/4" HP.M	3/8" HP.M	9/16" HP.M
1/4" JIC.M	15,000	15AD4JM4HM	15AD4JM6HM	15AD4JM9HM
3/8" JIC.M	15,000	15AD6JM4HM	15AD6JM6HM	15AD6JM9HM
1/2" JIC.M	15,000	15AD8JM4HM	15AD8JM6HM	15AD8JM9HM
3/4" JIC.M	10,000	10AD12JM4HM	10AD12JM6HM	10AD12JM9HM
1" JIC.M	10,000	10AD16JM4HM	10AD16JM6HM	10AD16JM9HM




NPT Male		High Pressure (HP) Male		
Conn. Type	Pressure (Psi)	1/4" HP.M	3/8" HP.M	9/16" HP.M
1/8" NPT.M	15,000	15AD2NM4HM	15AD2NM6HM	15AD2NM9HM
1/4" NPT.M	15,000	15AD4NM4HM	15AD4NM6HM	15AD4NM9HM
3/8" NPT.M	15,000	15AD6NM4HM	15AD6NM6HM	15AD6NM9HM
1/2" NPT.M	15,000	15AD8NM4HM	15AD8NM6HM	15AD8NM9HM
3/4" NPT.M	10,000	10AD12NM4HM	10AD12NM6HM	10AD12NM9HM
1" NPT.M	10,000	10AD16NM4HM	10AD16NM6HM	10AD16NM9HM



Type M (Hose) Male		Type M Hose (HA) Male			
Conn. Type	Pressure (PSI)	9HA	12HA	16HA	21HA
9HA	43,000	43AD9HA			
	30,000	30AD9HA12HA			
	26,000	26AD9HA16HA			
12HA	30,000	30AD9HA12HA	30AD12HA		
	26,000	26AD12HA16HA			
16HA	26,000	26AD9HA16HA	26AD12HA16HA	26AD16HA	
	20,000	20AD16HA21HA			
21HA	20,000	20AD16HA21HA		20AD21HA	

High Pressure Adaptors and Couplings (Up to 66,000 PSI / 4554 BAR)

Male to Male Adapters



Medium Pressure (MP) Male		Type M (Hose) Male			
Conn. Type	Pressure (PSI)	9HA	12HA	16HA	21HA
1/4" MP.M	23,000	23AD4MM9HA	23AD4MM12HA	23AD4MM16HA	
3/8" MP.M	23,000	23AD6MM9HA	23AD6MM12HA	23AD6MM16HA	
9/16" MP.M	23,000	23AD9MM9HA	23AD9MM12HA	23AD9MM16HA	23AD9MM21HA
3/4" MP.M	20,000	20AD12MM9HA	20AD12MM12HA	20AD12MM16HA	20AD12MM21HA
1" MP.M	20,000	20AD16MM9HA	20AD16MM12HA	20AD16MM16HA	20AD16MM21HA



NPT Male		Type M (Hose) Male			
Conn. Type	Pressure (PSI)	9HA	12HA	16HA	21HA
1/4" NPT.M	15,000	15AD4NM9HA	15AD4NM12HA	15AD4NM16HA	
3/8" NPT.M	15,000	15AD6NM9HA	15AD6NM12HA	15AD6NM16HA	
1/2" NPT.M	15,000	15AD8NM9HA	15AD8NM12HA	15AD8NM16HA	15AD8NM21HA
3/4" NPT.M	10,000	10AD12NM9HA	10AD12NM12HA	10AD12NM16HA	10AD12NM21HA
1" NPT.M	10,000	10AD16NM9HA	10AD16NM12HA	10AD16NM16HA	10AD16NM21HA



Medium Pressure (MP) Male		Medium Pressure (MP) Male				
Conn. Type	Pressure (PSI)	1/4" MP.M	3/8" MP.M	9/16" MP.M	3/4" MP.M	1" MP.M
1/4" MP.M	23,000	23AD4MM	23AD4MM6MM	23AD4MM9MM	20AD4MM12MM	20AD4MM16MM
3/8" MP.M	23,000	23AD4MM6MM	23AD6MM	23AD6MM9MM	20AD6MM12MM	20AD6MM16MM
9/16" MP.M	23,000	23AD4MM9MM	23AD6MM9MM	23AD9MM	20AD9MM12MM	20AD9MM16MM
3/4" MP.M	20,000	20AD4MM12MM	20AD6MM12MM	20AD9MM12MM	20AD12MM	20AD12MM16MM
1" MP.M	20,000	20AD4MM16MM	20AD6MM16MM	20AD9MM16MM	20AD12MM16MM	20AD16MM



JIC Male		Medium Pressure (MP) Male				
Conn. Type	Pressure (PSI)	1/4" MP.M	3/8" MP.M	9/16" MP.M	3/4" MP.M	1" MP.M
1/4" JIC.M	15,000	15AD4JM4MM	15AD4JM6MM	15AD4JM9MM	10AD4JM12MM	10AD4JM16MM
3/8" JIC.M	15,000	15AD6JM4MM	15AD6JM6MM	15AD6JM9MM	10AD6JM12MM	10AD6JM16MM
1/2" JIC.M	15,000	15AD8JM4MM	15AD8JM6MM	15AD8JM9MM	10AD8JM12MM	10AD8JM16MM
3/4" JIC.M	10,000	10AD12JM4MM	10AD12JM6MM	10AD12JM9MM	10AD12JM12MM	10AD12JM16MM
1" JIC.M	10,000	10AD16JM4MM	10AD16JM6MM	10AD16JM9MM	10AD16JM12MM	10AD16JM16MM

High Pressure Adaptors and Couplings (Up to 66,000 PSI / 4554 BAR)

Male to Male Adapters



NPT Male		Medium Pressure (MP) Male				
Conn. Type	Pressure (PSI)	1/4" MP.M	3/8" MP.M	9/16" MP.M	3/4" MP.M	1" MP.M
1/8" NPT.M	15,000	15AD2NM4MM	15AD2NM6MM	15AD2NM9MM	10AD2NM12MM	10AD2NM16MM
1/4" NPT.M	15,000	15AD4NM4MM	15AD4NM6MM	15AD4NM9MM	10AD4NM12MM	10AD4NM16MM
3/8" NPT.M	15,000	15AD6NM4MM	15AD6NM6MM	15AD6NM9MM	10AD6NM12MM	10AD6NM16MM
1/2" NPT.M	15,000	15AD8NM4MM	15AD8NM6MM	15AD8NM9MM	10AD8NM12MM	10AD8NM16MM
3/4" NPT.M	10,000	10AD12NM4MM	10AD12NM6MM	10AD12NM9MM	10AD12NM12MM	10AD12NM16MM
1" NPT.M	10,000	10AD16NM4MM	10AD16NM6MM	10AD16NM9MM	10AD16NM12MM	10AD16NM16MM



JIC Male		JIC Male				
Conn. Type	Pressure (PSI)	1/4" JIC.M	3/8" JIC.M	1/2" JIC.M	3/4" JIC.M	1" JIC.M
1/4" JIC.M	15,000	15AD4JM	15AD4JM6JM	15AD4JM8JM	10AD4JM12JM	
3/8" JIC.M	15,000	15AD4JM6JM	15AD6JM	15AD6JM8JM	10AD6JM12JM	
1/2" JIC.M	15,000	15AD4JM8JM	15AD6JM8JM	15AD8JM	10AD8JM12JM	
3/4" JIC.M	10,000	10AD4JM12JM	10AD6JM12JM	10AD8JM12JM	10AD12JM	10AD12JM16JM
1" JIC.M	10,000				10AD12JM16JM	10AD16JM




NPT Male		JIC Male				
Conn. Type	Pressure (PSI)	1/4" JIC.M	3/8" JIC.M	1/2" JIC.M	3/4" JIC.M	1" JIC.M
1/4" NPT.M	15,000	15AD4NM4JM	15AD4NM6JM	15AD4NM8JM	10AD4NM12JM	10AD4NM16JM
3/8" NPT.M	15,000	15AD6NM4JM	15AD6NM6JM	15AD6NM8JM	10AD6NM12JM	10AD6NM16JM
1/2" NPT.M	15,000	15AD8NM4JM	15AD8NM6JM	15AD8NM8JM	10AD8NM12JM	10AD8NM16JM
3/4" NPT.M	10,000	10AD12NM4JM	10AD12NM6JM	10AD12NM8JM	10AD12NM12JM	10AD12NM16JM
1" NPT.M	10,000	10AD16NM4JM	10AD16NM6JM	10AD16NM8JM	10AD16NM12JM	10AD16NM16JM



NPT Male		NPT Male				
Conn. Type	Pressure (PSI)	1/4" NPT.M	3/8" NPT.M	1/2" NPT.M	3/4" NPT.M	1" NPT.M
1/4" NPT.M	15,000	15AD4NM	15AD4NM6NM	15AD4NM8NM		
	10,000				10AD4NM12NM	10AD4NM16NM
3/8" NPT.M	15,000	15AD4NM6NM	15AD6NM	15AD6NM8NM		
	10,000				10AD6NM12NM	10AD6NM16NM
1/2" NPT.M	15,000	15AD4NM8NM	15AD6NM8NM	15AD8NM		
	10,000				10AD8NM12NM	10AD8NM16NM
3/4" NPT.M	10,000	10AD4NM12NM	10AD6NM12NM	10AD8NM12NM	10AD12NM	10AD12NM16NM
1" NPT.M	10,000	10AD4NM16NM	10AD6NM16NM	10AD8NM16NM	10AD12NM16NM	10AD16NM

High Pressure Adaptors and Couplings (Up to 66,000 PSI / 4554 BAR)


Male to Female Adaptors



High Pressure (HP) Male		High Pressure (HP) Female		
Conn. Type	Pressure (PSI)	1/4" HP.F	3/8" HP.F	9/16" HP.F
1/4" HP.M	66,000	66AD4HF4HM	66AD6HF4HM	66AD9HF4HM
3/8" HP.M	66,000	66AD4HF6HM	66AD6HF6HM	66AD9HF6HM
9/16" HP.M	66,000	66AD4HF9HM	66AD6HF9HM	66AD9HF9HM



Medium Pressure (MP) Male		High Pressure (HP) Female		
Conn. Type	Pressure (PSI)	1/4" HP.F	3/8" HP.F	9/16" HP.F
1/4" MP.M	23,000	23AD4HF4MM	23AD6HF4MM	23AD9HF4MM
3/8" MP.M	23,000	23AD4HF6MM	23AD6HF6MM	23AD9HF6MM
9/16" MP.M	23,000	23AD4HF9MM	23AD6HF9MM	23AD9HF9MM
3/4" MP.M	20,000	20AD4HF12MM	20AD6HF12MM	20AD9HF12MM
1" MP.M	20,000	20AD4HF16MM	20AD6HF16MM	20AD9HF16MM



NPT Male		High Pressure (HP) Female		
Conn. Type	Pressure (PSI)	1/4" HP.F	3/8" HP.F	9/16" HP.F
1/8" NPT.M	15,000	15AD4HF2NM	15AD6HF2NM	15AD9HF2NM
1/4" NPT.M	15,000	15AD4HF4NM	15AD6HF4NM	15AD9HF4NM
3/8" NPT.M	15,000	15AD4HF6NM	15AD6HF6NM	15AD9HF6NM
1/2" NPT.M	15,000	15AD4HF8NM	15AD6HF8NM	15AD9HF8NM
3/4" NPT.M	10,000	10AD4HF12NM	10AD6HF12NM	10AD9HF12NM
1" NPT.M	10,000	10AD4HF16NM	10AD6HF16NM	10AD9HF16NM

High Pressure Adaptors and Couplings (Up to 66,000 PSI / 4554 BAR)

Male to Female Adapters



High Pressure (HP) Male		Medium Pressure (MP) Female				
Conn. Type	Pressure (PSI)	1/4" MP.F	3/8" MP.F	9/16" MP.F	3/4" MP.F	1" MP.F
1/4" HP.M	23,000	23AD4MF4HM	23AD6MF4HM	23AD9MF4HM		
	20,000				20AD12MF4HM	20AD16MF4HM
3/8" HP.M	23,000	23AD4MF6HM	23AD6MF6HM	23AD9MF6HM		
	20,000				20AD12MF6HM	20AD16MF6HM
9/16" HP.M	23,000	23AD4MF9HM	23AD6MF9HM	23AD9MF9HM		
	20,000				20AD12MF9HM	20AD16MF9HM




Medium Pressure (MP) Male		Medium Pressure (MP) Female				
Conn. Type	Pressure (PSI)	1/4" MP.F	3/8" MP.F	9/16" MP.F	3/4" MP.F	1" MP.F
1/4" MP.M	23,000	23AD4MF4MM	23AD6MF4MM	23AD9MF4MM	20AD12MF4MM	20AD16MF4MM
3/8" MP.M	23,000	23AD4MF6MM	23AD6MF6MM	23AD9MF6MM	20AD12MF6MM	20AD16MF6MM
9/16" MP.M	23,000	23AD4MF9MM	23AD6MF9MM	23AD9MF9MM	20AD12MF9MM	20AD16MF9MM
3/4" MP.M	20,000	20AD4MF12MM	20AD6MF12MM	20AD9MF12MM	20AD12MF12MM	20AD16MF12MM
1" MP.M	20,000	20AD4MF16MM	20AD6MF16MM	20AD9MF16MM	20AD12MF16MM	20AD16MF16MM



NPT Male		Medium Pressure (MP) Female				
Conn. Type	Pressure (PSI)	1/4" MP.F	3/8" MP.F	9/16" MP.F	3/4" MP.F	1" MP.F
1/8" NPT.M	15,000	15AD4MF2NM	15AD6MF2NM	15AD9MF2NM	15D12MF2NM	15AD16MF2NM
1/4" NPT.M	15,000	15AD4MF4NM	15AD6MF4NM	15AD9MF4NM	15AD12MF4NM	15AD16MF4NM
3/8" NPT.M	15,000	15AD4MF6NM	15AD6MF6NM	15AD9MF6NM	15AD12MF6NM	15AD16MF6NM
1/2" NPT.M	15,000	15AD4MF8NM	15AD6MF8NM	15AD9MF8NM	15AD12MF8NM	15AD16MF8NM
3/4" NPT.M	10,000	10AD4MF12NM	10AD6MF12NM	10AD9MF12NM	10AD12MF12NM	10AD16MF12NM
1" NPT.M	10,000	10AD4MF16NM	10AD6MF16NM	10AD9MF16NM	10AD12MF16NM	10AD16MF16NM

High Pressure Adaptors and Couplings (Up to 66,000 PSI / 4554 BAR)

Male to Female Adapters



High Pressure (HP) Male		NPT Female					
Conn. Type	Pressure (PSI)	1/8" NPT.F	1/4" NPT.F	3/8" NPT.F	1/2" NPT.F	3/4" NPT.F	1" NPT.F
1/4" HP.M	15,000	15AD2NF4HM	15AD4NF4HM	15AD6NF4HM	15AD8NF4HM		
	10,000					10AD12NF4HM	10AD16NF4HM
3/8" HP.M	15,000	15AD2NF6HM	15AD4NF6HM	15AD6NF6HM	15AD8NF6HM		
	10,000					10AD12NF6HM	10AD16NF6HM
9/16" HP.M	15,000	15AD2NF9HM	15AD4NF9HM	15AD6NF9HM	15AD8NF9HM		
	10,000					10AD12NF9HM	10AD16NF9HM



Medium Pressure (MP) Male		NPT Female					
Conn. Type	Pressure (PSI)	1/8" NPT.F	1/4" NPT.F	3/8" NPT.F	1/2" NPT.F	3/4" NPT.F	1" NPT.F
1/4" MP.M	15,000	15AD2NF4MM	15AD4NF4MM	15AD6NF4MM	15AD8NF4MM		
	10,000					10AD12NF4MM	10AD16NF4MM
3/8" MP.M	15,000	15AD2NF6MM	15AD4NF6MM	15AD6NF6MM	15AD8NF6MM		
	10,000					10AD12NF6MM	10AD16NF6MM
9/16" MP.M	15,000	15AD2NF9MM	15AD4NF9MM	15AD6NF9MM	15AD8NF9MM		
	10,000					10AD12NF9MM	10AD16NF9MM
3/4" MP.M	15,000	15AD2NF12MM	15AD4NF12MM	15AD6NF12MM	15AD8NF12MM		
	10,000					10AD12NF12MM	10AD16NF12MM
1" MP.M	15,000	15AD2NF16MM	15AD4NF16MM	15AD6NF16MM	15AD8NF16MM		
	10,000					10AD12NF16MM	10AD16NF16MM



NPT Male		NPT Female					
Conn. Type	Pressure (PSI)	1/8" NPT.F	1/4" NPT.F	3/8" NPT.F	1/2" NPT.F	3/4" NPT.F	1" NPT.F
1/8" NPT.M	15,000	15AD2NF2NM	15AD4NF2NM	15AD6NF2NM	15AD8NF2NM		
	10,000					10AD12NF2NM	10AD16NF2NM
1/4" NPT.M	15,000	15AD2NF4NM	15AD4NF4NM	15AD6NF4NM	15AD8NF4NM		
	10,000					10AD12NF4NM	10AD16NF4NM
3/8" NPT.M	15,000	15AD2NF6NM	15AD4NF6NM	15AD6NF6NM	15AD8NF6NM		
	10,000					10AD12NF6NM	10AD16NF6NM
1/2" NPT.M	15,000	15AD2NF8NM	15AD4NF8NM	15AD6NF8NM	15AD8NF8NM		
	10,000					10AD12NF8NM	10AD16NF8NM
3/4" NPT.M	10,000	10AD2NF12NM	10AD4NF12NM	10AD6NF12NM	10AD8NF12NM	10AD12NF12NM	10AD16NF12NM
1" NPT.M	10,000	10AD2NF16NM	10AD4NF16NM	10AD6NF16NM	10AD8NF16NM	10AD12NF16NM	10AD16NF16NM